



DOING THE MOST GOOD™

The Salvation Army
Advisory Board Meeting
Phoenix Citadel Corps, 628 N. 3rd Ave, Phoenix, AZ 85003
May 13, 11:30 – 1:00 PM
Lunch: 11:00, Call to Order: 11:30 AM

BOARD MEMBERS

Mike Andrews.....Chair	Carol Klagge
Linda Dickerman...Immed Past Chair	Tom Leyda
Mike Karlson....Secretary	Ted McClure
Bill Alkema.....Treasurer	Pat Moeschler
Bill Brewer	Nicholus Odem
JoAnn Callaway	Barry Shemer
Joseph Callaway	James Smith
Joy Carter	Gayle Tanner
Ken Fauth	Jeff Taylor
Melissa Garner	Corey Woods

OFFICERS

Lt. Colonel Joe Posillico
Major John Brackenbury
Major Pam Brackenbury
Major Raewyn Aspeitia
Major Rafael Aspeitia

STAFF

Suzanne Bright
Deb Oberhamer
Melany Stroupe

Guests

Ann Girard
Terron Craig

- I. **Call to Order/Roll Call** **Mike Andrews**
- II. **✝ Opening Prayer** **Lt. Col. Joe Posillico**
- III. **Approval of Consent Agenda** **Mike Andrews**
 - a. Motion made – Joy Carter
 - b. Motion seconded – Mike Karlson
 - c. Approved by all
- IV. **Divisional Commander Report** **Lt. Col. Joe Posillico**
 - a. Divisional Changes
 - i. Captains Jason and Angelina Koenig from Sun Cities West Corps are being moved to Mexico Training School
 - ii. Captains Bill and Elizabeth Welch will be taking their place
- V. **Development Report** **Deb Oberhamer**
 - a. Went over Development Report (see attachment)
 - i. VoS is up 7%
 - ii. Major Gift totals have increased by 20%
 - iii. \$85K was received by the Canyon Institute in April
 - iv. Bashas' Help Veterans at home
 - 1. At the registers during the month of May
- VI. **Chair Report** **Mike Andrews**
 - a. Board Website
 - i. Website is up
 - ii. A common password will be used Booth1865
 - iii. This is where events, minutes and consent agendas will be posted
 - b. Board Retreat
 - i. September 20 – Save the Date
 - c. Board Retreat - planning
 - i. Please complete the Doodle Poll that was sent out regarding suggested times
- VII. **Council Reports** **Council Chairs**
 - a. **Echelon** **James Smith**

- i. Planning group is in place
- ii. Trying to increase the board
 - 1. Reaching out to young business men & women.
 - 1) It was asked by Mike A. what type of profile are they looking for.
 - i. Between the ages of college graduates and 40?
- iii. Starting with a more straightforward approach
 - 1. Volunteer opportunities and then with fundraising opportunities/events

b. Herberger

Mike Karlson

- i. Hope Programs are busy
 - 1. Hydration programs are running
 - 1) 1st 100 degree day already
 - 2. Received \$33K for dental assistance grant
 - 3. Hope for Home study impact brain injuries
 - 4. Sold a 15 passenger van
 - 5. Waiting to replace that mode of transportation
 - 6. Partnerships w/UMOM – café is open
- ii. Goodwill Career Center opening today
 - 1. Great turn out for the ribbon cutting
 - 2. Thank you to the board members for coming out and showing your support
- iii. Maryvale Corps / Urban League relationship
 - 1. They want to help with financial planning for economically challenged residents/clients of the Maryvale area. Programs such as child development, college preparation, job readiness and housing.
 - 1) Ken said that this would be beneficial to all Corps – not just Maryvale
 - 2) Mike K. said right now they are just focused on Maryvale

c. Citadel

Major Pam Brackenbury

- i. Special Program
 - 1. Watched video
 - 1) Arizona Reads Program
 - 2) Laura Danieli Center
 - i. Gave statistics
 - 3) Celebrate Recovery
 - 2. Citadel – Major Pam Brackenbury
 - 1) Celebrate Recovery – is a biblical and balanced program that gives hope to the hopeless. That helps us overcome our hurts, hang-ups and habits.
 - i. Meets every Friday 6pm
 - ii. Every 4th Friday free Fellowship Dinner 5pm
 - iii. 12 steps using the “Be” attitude
 - 2) Women’s Auxiliary
 - i. 103 members
 - 1. Laura Danieli, Lyncrest and boys ministries are biggest recipients
 - 3) AIM
 - i. African Immigrant Ministries has transferred from Central to Citadel
 - 1. 35 children came over with them
 - 4) Youth Programs – Terron Craig
 - i. Music
 - 1. Timbrels, Brass, Piano,
 - ii. ASU After-school program / tutoring / mentorship
 - 1. 2 groups
 - a. 94% attendance / 81 % attendance
 - 2. 12 tutors at all times – they rotate, 24 tutors in all
 - 3. 11 students in mentor program (7-8 grade)

4. 34 students in tutoring program (K-6 grade)
5. Most children come from Kenilworth
- iii. Summer Day Camps
 1. June 2 – July 17
 - a. 1st ½ will be VBS bases, 2nd ½ will be theatrical help run by ASU. Production will be performed on July 17
 - b. Run Monday-Thursday
 - c. Cost: Free
 3. Laura Danieli - Major Pam Brackenbury
 - 1) Provided hot meals 5 days per week and sends home 2 frozen meals for the weekends.
 - 2) Partners with Area Agency to cover the cost of the food and transportation
 - i. Also helps with the cost of equipment
 - ii. Just received \$15K to replace stove, coffee machine and bread warmer
 - 3) Transportation to health appointments, grocery shopping, etc.
 - 4) Financial planning

d. KROC

Ted McClure

- i. Staff Change – Dr. Brown resignation
 1. The Salvation Army will be conducting a National search within the next couple of weeks to for his replacement
 2. Went over the programs and camps for the summer
 3. New market manager was hired a few weeks ago (did not mention his/her name)
 4. Memberships as of March 20 reached 5050

e. ARC

JoAnne Callaway

- i. Those Callaways / Real Estate Update
 1. Picked 500 real estate offices in the valley
 2. Will speak during their book launch
 3. Has about 75 speaking engagements
 4. Publisher will be giving a discount of \$5.00 per book (2500 copies)

f. Maryvale

Linda Dickerman

- i. No report due

g. Central -

TBD

- i. No report due to absence

VIII. Valley Report

Major John Brackenbury

- a. Partnership with Goodwill
 - i. 1st collaboration in US
- b. Water Drive (1st three weekends) – Confirmed hits with News Channel 3
 - i. June 7 – Safeway 7th Ave & Glendale
 1. 7am-10am
 - ii. June 14 – Safeway 7th Ave & Osborn
 1. 7am-10am
 - iii. June 21 – Westgate Mall by the water feature
 1. 7am-12pm
 2. Party Atmosphere

Discussion:

Joy Carter asked Marlene how long News Channel 3 has been a partner with TSA. Marlene replied that the Christmas Angel Program started 28 years ago.

IX. Program Reports

Program Chairs
Roger Marce

a. Golf Classic

- i. \$36K raised over all
 - 1. ½ will go to The Salvation Army
- ii. One item was overlooked to be auctioned off
 - 1. Radio advertisement spot (Radio Disney?)
 - 1) Once auctioned, ½ of those proceeds will be split as well
- iii. Already discussing the possibility of doing event again next year
- iv. Thank you to Nicholas Oden for acting as The Salvation Army board coordinator

b. Red Kettle Club

Marlene Klotz-Collins

- i. Mentors are still needed for each club
- ii. Clubs are waiting to give back and not wanted the "seed" money. So the funds that were collected will be towards purchasing 4 plaques at each of the three schools. President, School Principal, School Sponsor, Parent Advisor. It will also cover refreshments for the end of the year presentation of the plaques.
- iii. All three clubs are starting to wind down for the year
- iv. Asking that everyone keeps a lookout for high school aged leader-like individuals that could possibly start a club

c. Legislative Liaison

Jeff Taylor

- i. Had a meeting with Charles Flannigan (CPS) and will have Mary Alice McKone write a request to gain possible funding for individuals going into the CPS system.
- ii. Affordable daycare is non-existent. Meeting with government committee members separately to discuss using the tax on tobacco to help with daycare services
- iii. After the CEO breakfast, met an individual that heads a Prison transition program that wants to partner with The Salvation Army. Willing to put in \$10M. (\$2M to buy a property / \$8M for renovations). Met with CASS (homeless shelter) possible collaboration?

d. Real Estate Wednesday

- i. Real Estate Wednesday. Already planning trips to Tucson, Albuquerque, Denver, Las Vegas, Los Angeles and San Francisco.

X. Committee Reports

Committee Chairs

a. Nominating

Linda Dickerman

- i. Linda said that she will start getting this committee up and running

b. Finance

Bill Alkema

- i. Went over the City Fund, Kroc and Herberger Campus financials ending March 2014.
- ii. Explained that we have 4.8 months funding in the bank at the moment

c. Strategic Initiatives

Barry Shemer

- i. n/a

d. Property

Ken Fauth

- i. Camp Ponderosa Updates
 - 1. Bill Brewer was able to complete plan and following suggestions were made:
 - 1) Hire an outside marketing firm
 - 2) Update/remodel climbing tower
 - 3) Hire a camp office manager
- ii. Kroc Improvements
 - 1. Bill Brewer mentioned that the Kroc improvements are:
 - 1) Football field end zones and seating
 - 2) Splash pad cover
- iii. Citadel Updates
 - 1. Boyce O'Brien is working on the parking issue for the Citadel both short and long term.

- 2. He is also working on courtyard administrative offices for Social Services
- iv. Herberger Campus
 - 1. Activity is at a standstill until the funds are raised to build both PODS 3 & 4
 - v. Next Property Committee is Tuesday, May 27 instead of May 20

e. Resource Development

Roger Marce

- i. No report given

f. Volunteer

Nicholus Odem

- i. Nicholus apologized for being busy due to work related commitments.
- ii. Will be meeting to discuss Active8 survey
 - 1. He hopes everyone was able to complete it

XI. Old Business

Mike Andrews

XII. New Business

Mike Andrews

- a. Red Kettle Kick Off Luncheon is November 6
 - i. Marlene sent out an email and has not had one response
 - ii. Please let her know if you would like to be involved.

**XIII. Closing Prayer, Adjournment
Adjourn at 1:09pm**

Mike Andrews

ATTACHMENTS:

- Development Report (2 pages)
- Finance Report (3 pages)

Next Meeting: Tuesday, June 10

PORTFOLIO Income October 1st 2013 - April 30th 2014

	FY14 Total \$	FY13 Total \$	FY14 # Gifts	FY13 # Gifts	Difference	Diff %
Direct Mail	\$6,935,611.61	\$6,939,792.24	99,522	102,234	(\$4,180.63)	-0 %
Internet	\$1,083,111.65	\$968,124.41	5,839	4,911	\$114,987.24	12%
*All Other Non remit Income including Grants & Major Gifts	\$5,714,103.33	\$5,663,807.82	20,157	18,206	\$50,295.51	1%
Kettles - Portfolio only	\$211,502.31	\$266,860.95	1,202	1,892	(\$55,358.64)	-21 %
Sub Total	\$13,944,328.90	\$13,838,585.42	126,720	127,243	\$105,743.48	1%
OTHER INCOME						
Disaster	\$183,117.19	\$239,498.34	292	1,060	(\$56,381.15)	-24 %
Planned Giving	\$1,173,220.65	\$1,638,550.45	29	38	(\$465,329.80)	-28 %
Kroc Capital Campaign	\$14,640.00	\$165,139.00	30	46	(\$150,499.00)	-91 %
Phoenix Major Gift Initiative	\$79,000.00		5	0	\$79,000.00	0 %
Sierra Major Gift Initiative	\$161,462.88	\$10,155.60	152	7	\$151,307.28	0 %
Tucson Major Gift Initiative	\$308,852.56	\$321,821.75	85	72	(\$12,969.19)	-4 %
Yuma Capital Campaign	\$10,000.00		1	0	\$10,000.00	0 %
Totals	\$15,874,622.18	\$16,213,750.56	127,314	128,466	(\$339,128.38)	-2 %

All INCOME Oct 1 - April 30th

Service Center Desc	FY14 Total \$	FY13 Total \$	FY14 # Gifts	FY13 # Gifts	Difference	Diff %
C1DIV-Southwest DHQ	\$190,109.19	\$243,901.34	316	1,080	(\$53,792.15)	-22 %
C1KRC-Kroc Center	\$10,480.00	\$160,544.00	13	27	(\$150,064.00)	-93 %
C1PCN-Phoenix Central Corps	\$8,285.00	\$4,793.87	54	40	\$3,491.13	73 %
C1PEH-Elim House	\$68,034.19	\$58,112.00	25	29	\$9,922.19	17 %
C1PFS-Phoenix Family Services	\$167,987.39	\$109,207.07	10	10	\$58,780.32	54 %
C1PKC-Kaiser Family Center	\$18,281.75	\$88,279.25	24	22	(\$69,997.50)	-79 %
C1PLD-Laura Danielli Senior Center	\$2,359.69	\$5,650.00	4	3	(\$3,290.31)	-58 %
C1PMY-Phoenix Maryvale Corps		\$1,460.00	0	6	(\$1,460.00)	0 %
C1PPC-Phoenix Citadel	\$33,740.50	\$32,103.89	170	132	\$1,636.61	5 %
C1PPH-Phoenix Project HOPE	\$47,810.00	\$24,265.00	15	15	\$23,545.00	97 %
C2AZ1-SW Arizona State SE	\$533,641.66	\$615,508.29	6,634	6,060	(\$81,866.63)	-13 %
C2NM1-SW New Mexico SE	\$261,939.90	\$253,019.34	3,512	3,227	\$8,920.56	4 %
C3AFS-Albuquerque Family	\$13,476.50	\$36,402.80	15	45	(\$22,926.30)	-63 %
C3ALB-Albuquerque Corps	\$729,729.10	\$673,004.35	8,639	8,495	\$56,724.75	8 %
C3ALM-Alamagordo Corps	\$100,231.28	\$78,230.78	970	1,225	\$22,000.50	28 %
C1PHO-Phoenix Metro	\$1,157,828.81	\$1,013,189.51	6,851	6,727	\$144,639.30	14 %
C1PHX-Phoenix City	\$1,827,490.57	\$1,693,590.78	11,589	11,213	\$133,899.79	8 %
C3APJ-Apache Junction Corps	\$109,649.57	\$115,390.61	1,507	1,189	(\$5,741.04)	-5 %
C3CHA-Chandler Corps	\$532,914.50	\$474,470.60	4,737	4,814	\$58,443.90	12 %
C3ETM-Estrella Mountain Corps	\$146,019.15	\$104,214.76	1,203	1,112	\$41,804.39	40 %
C3GLE-Glendale Corps	\$218,704.93	\$199,418.00	2,607	2,258	\$19,286.93	10 %
C3MES-Mesa Corps	\$547,304.35	\$562,275.25	6,320	6,718	(\$14,970.90)	-3 %
C3SUN-Sun City Corps	\$683,964.03	\$644,483.18	9,622	9,618	\$39,480.85	6 %
C3TEM-Tempe Corps	\$278,809.08	\$312,009.44	2,197	2,348	(\$33,200.36)	-11 %
Valley of The Sun Subtotals	\$5,502,684.99	\$5,119,042.13	46,633	45,997	\$383,642.86	7 %
C3BHC-Bullhead City/Laughlin Corps	\$77,265.00	\$77,206.37	1,010	1,046	\$58.63	0 %
C3CAS-Casa Grande Corps	\$77,215.58	\$55,067.12	711	690	\$22,148.46	40 %

Help Veterans at Home - Bashas' is once again running a point of sale campaign to "Help Veterans At Home" during the month of May. Customers can purchase a yellow ribbon icon at the register and the proceeds will go to The Salvation Army. Watch for the PSA's running on 3tv during the month of May.

HELP VETERANS AT HOME

THE SALVATION ARMY

Join together to Help Veterans at Home

Make a donation at any register to help The Salvation Army provide emergency food boxes, rental and utility assistance, and other social services to local Veterans in need.

Bashas' U.S. AIRWAYS

National Donut Day - Friday June 6th - TV 12 is planning on TSA joining them on their Plaza during the morning show.

Entenmann's

THE SALVATION ARMY

DOING THE MOST GOOD

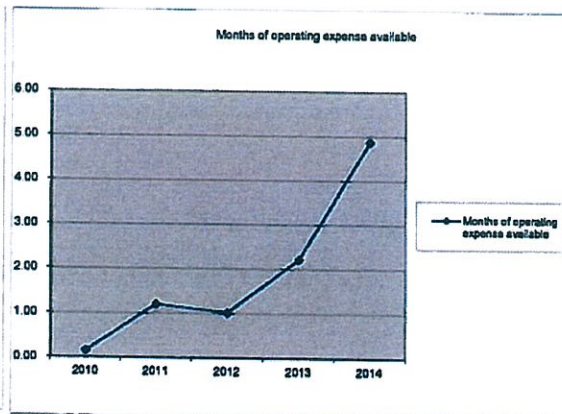
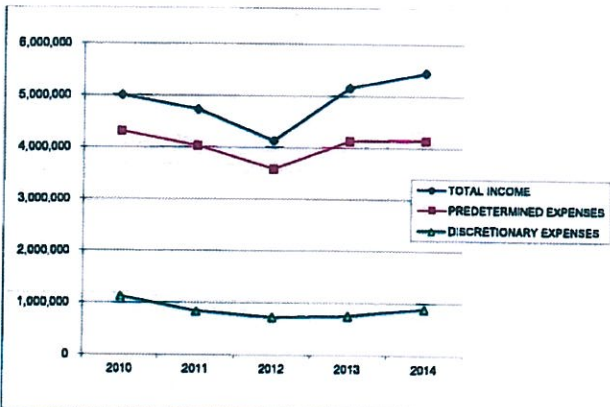
NATIONAL DONUT DAY

The Salvation Army - USA Western Territory
 PHOENIX CITY FUND - Summary of All Units
 Statement of Activities

1
 5YRABSOA

For the Six Months Ending March 31, 2014

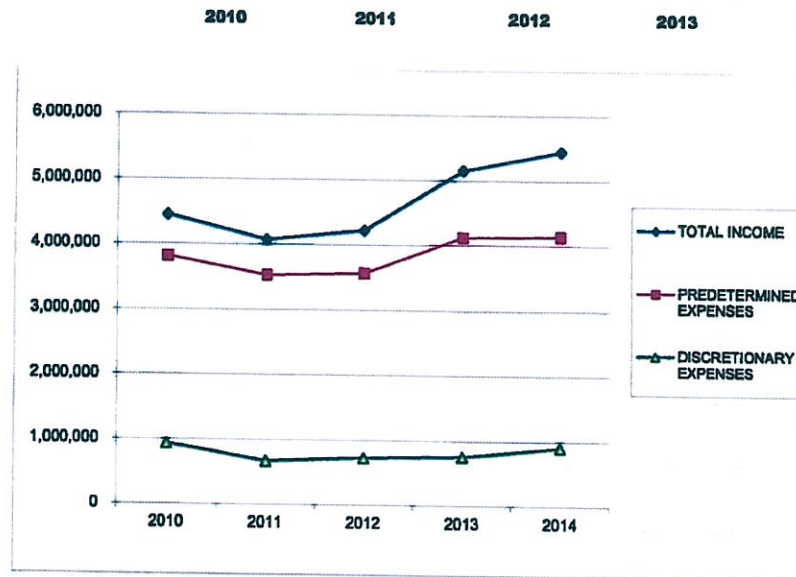
	ACTUALS 3/31/10 FY 2010	ACTUALS 3/31/11 FY 2011	ACTUALS 3/31/12 FY 2012	ACTUALS 3/31/13 FY 2013	ACTUALS 3/31/14 YTD 2014
Contributions	1,244,012	2,406,094	2,442,090	2,358,080	2,551,019
United Way	0	0	0	0	0
Trust & Endowment Income	934,617	490,459	235,234	246,899	271,393
Fees & Grants - Government Agencies	185,074	186,543	205,632	305,318	273,367
Program Service Fees	159,199	50,176	525	1,373	10
Miscellaneous Revenue	10,179	9,734	4,708	16,198	1,133
Release from Temp Donor Restriction	0	0	0	(0)	(11)
DIRECT INCOME	2,533,081	3,143,006	2,888,199	2,927,868	3,086,800
Allocation from other TSA	1,409,117	385,882	11,895	216,313	299,730
Allocation to other TSA	(240)				
Assessment Income	105,495	75,552	86,706	81,439	82,618
Gifts-In-Kind	988,276	1,154,824	1,149,290	1,928,936	1,971,937
TOTAL INCOME	5,015,729	4,738,063	4,136,080	5,154,555	5,451,085
Salaries & Allowances	2,091,780	1,910,406	1,621,110	1,410,549	1,355,265
Insurance & Shared Expenses	159,857	240,592	230,847	225,392	208,155
Utilities and Communications	808,081	329,561	256,336	227,773	262,816
GIK Expenses	988,276	1,154,824	1,149,290	1,928,936	1,971,937
Depreciation	59,076	55,815	30,882	30,032	23,792
Support Service	226,192	337,059	294,908	299,941	318,371
PREDETERMINED EXPENSES	4,314,271	4,028,256	3,883,373	4,122,624	4,140,236
Supplies/Equipment	376,709	293,471	267,846	242,216	276,354
Maintenance	153,509	96,286	90,216	86,745	90,834
Transportation/Conferences	112,242	105,019	80,629	80,193	59,806
Direct Assistance To Individuals	388,657	289,588	253,806	280,728	323,743
Miscellaneous Expense	94,180	81,742	38,072	84,881	151,221
DISCRETIONARY EXPENSES	1,125,298	848,115	730,889	754,863	904,658
TOTAL EXPENSE	5,439,569	4,874,371	4,314,042	4,877,486	5,044,894
SURPLUS / (DEFICIT)	(423,840)	(135,308)	(177,962)	277,069	406,192
Net Assets at Beginning of Year	880,381	994,319	793,878	738,560	1,550,533
Net Assets at End of Period	456,540	859,010	615,916	1,015,629	1,957,325
Non-Operating Assets	374,626	388,994	280,413	293,076	303,228
NET OPERATING ASSETS	81,914	490,016	355,503	722,553	1,654,097
	2010	2011	2012	2013	2014
NET OPERATING ASSETS	81,914	490,016	355,503	722,553	1,654,097
3 MONTHS OPERATING EXP w/o GIK & Depr.	1,470,739	1,221,244	1,044,824	972,839	1,016,221
1 MONTH OF AVERAGE EXP w/o GIK	490,246	407,081	348,268	324,280	338,740
Months of operating expense available	0.17	1.20	1.02	2.23	4.88



The Salvation Army - USA Western Territory
PHOENIX CITY FUND - Summary of All Units LESS KROC/KOREAN
Statement of Activities

For the Six Months Ending March 31, 2014

	ACTUALS 3/31/10 FY 2010	ACTUALS 3/31/11 FY 2011	ACTUALS 3/31/12 FY 2012	ACTUALS 3/31/13 FY 2013	ACTUALS 3/31/14 YTD 2014
Contributions	894,731	2,099,693	2,442,090	2,358,080	2,551,019
United Way	0	0	0	0	0
Trust & Endowment Income	871,477	419,696	235,234	246,899	271,393
Fees & Grants - Government Agencies	185,074	186,543	205,632	305,318	273,357
Program Service Fees	128,143	15,038	525	1,373	10
Miscellaneous Revenue	4,855	3,484	4,708	16,198	1,133
Release from Temp Donor Restriction	0	0	0	(0)	(11)
DIRECT INCOME	2,184,280	2,724,454	2,888,189	2,927,888	3,096,900
Allocation from other TSA	1,187,434	118,335	99,408	216,313	299,730
Allocation to other TSA	0	0	0	0	0
Assessment income	105,495	75,552	86,706	81,438	82,818
Gifts-In-Kind	888,276	1,153,556	1,149,290	1,928,936	1,971,837
TOTAL INCOME	4,445,485	4,071,897	4,223,593	5,154,555	5,451,088
Salaries & Allowances	1,740,857	1,573,570	1,601,323	1,410,549	1,355,265
Insurance & Shared Expenses	121,706	195,715	230,624	225,392	208,185
Utilities and Communications	754,578	278,639	256,386	227,773	262,816
GIK Expenses	968,276	1,153,556	1,149,290	1,928,936	1,971,837
Depreciation	40,238	36,881	30,882	30,032	23,792
Support Service	183,999	288,683	294,908	299,941	318,371
PREDETERMINED EXPENSES	3,608,655	3,527,045	3,563,413	4,122,624	4,140,236
Supplies/Equipment	300,081	218,180	268,107	242,216	278,354
Maintenance	120,934	77,579	89,801	86,745	90,834
Transportation/Conferences	68,111	65,286	81,285	80,193	59,806
Direct Assistance To Individuals	383,017	264,558	253,906	280,728	323,743
Miscellaneous Expense	58,070	45,640	35,111	84,881	151,221
DISCRETIONARY EXPENSES	932,213	671,243	728,210	784,863	904,058
TOTAL EXPENSE	4,741,868	4,198,288	4,291,623	4,877,486	5,044,294
SURPLUS / (DEFICIT)	(296,383)	(126,390)	(68,029)	277,069	406,792



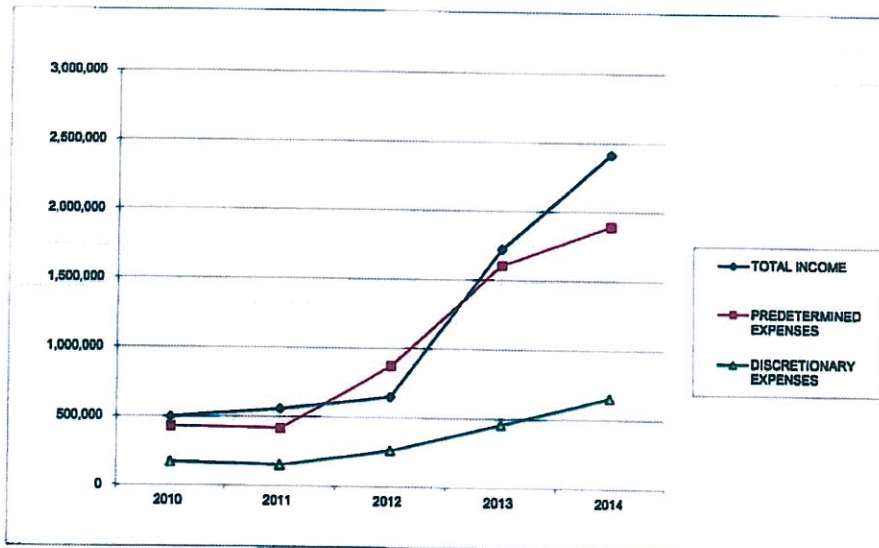
The Salvation Army - USA Western Territory
 SOUTH MOUNTAIN/KROC - Summary of All Units
 Statement of Activities

1
 5YRABSOA

For the Six Months Ending March 31, 2014

	ACTUALS 3/31/10 FY 2010	ACTUALS 3/31/2011 FY 2011	ACTUALS 3/31/2012 FY 2012	ACTUALS 3/31/2013 FY 2013	ACTUALS 3/31/2014 YTD 2014
Contributions					
United Way	142,204	184,945	222,744	333,291	346,990
Trust & Endowment Income	63,140	70,762	417,528	1,005,929	1,275,094
Fees & Grants - Government Agencies					
Program Service Fees	31,056	35,138	394	70,217	234,157
Miscellaneous Revenue	5,324	6,250	2,804	240,340	343,524
Release from Temp Donor Restriction	74,586	67,140			
DIRECT INCOME	316,310	364,235	643,470	1,649,777	2,199,785
Allocation from other TSA	177,832	192,302	6,008	69,801	212,254
Allocation to other TSA	(240)				
Assessment Income					
Gifts-In-Kind		1,268	774	7,309	5,077
TOTAL INCOME	493,901	557,804	650,252	1,726,887	2,417,095
Salaries & Allowances	303,241	285,168	517,645	968,236	1,140,392
Insurance & Shared Expenses	30,891	37,043	125,793	219,072	232,345
Utilities and Communications	43,890	40,202	140,205	230,447	278,659
GIK Expenses		1,268	774	7,309	5,077
Depreciation	15,490	13,086	14,773	6,672	9,845
Support Service	31,428	36,178	70,746	175,923	225,932
PREDETERMINED EXPENSES	424,939	412,945	869,936	1,607,458	1,892,249
Supplies/Equipment	67,406	70,026	27,530	98,006	118,325
Maintenance	30,237	17,488	19,739	129,208	176,806
Transportation/Conferences	35,602	30,397	49,819	29,500	61,249
Direct Assistance To Individuals	5,040	4,440	1,095	25,057	69,125
Miscellaneous Expense	31,780	28,973	164,314	177,643	231,371
DISCRETIONARY EXPENSES	170,066	181,324	262,497	459,414	656,677
TOTAL EXPENSE	595,005	594,269	1,132,432	2,066,872	2,548,926
SURPLUS / (DEFICIT)	(101,104)	(6,464)	(482,181)	(339,985)	(131,830)

2010 2011 2012 2013 2014



2014 Bottled Water Drive

The Salvation Army is gearing up for the 2014 Bottled Water Drive. This annual drive supports our commitment to *Doing the Most Good* in the community by collecting water, hats, and cash donations to supply the execution of The Extreme Heat Emergency Plan.

About the Extreme Heat Emergency Plan

The extreme heat in Arizona is not only uncomfortable, it can also be life threatening. This is especially true for the homeless and homebound elderly. The Salvation Army, along with partner agencies, participates in The Extreme Heat Emergency Project to prevent death and illness during the summer months.

Eleven Hydration Stations throughout the Valley, each manned with Salvation Army volunteers, distribute water, respite and safety information on excessive heat warning days.

Donations of water are also used for our emergency disaster relief efforts. The Salvation Army was deployed to the Yarnell Hill Fire relief efforts and provided water to thousands of emergency workers, first responders and survivors. Thanks to the generosity of our donors, we have been able to provide relief where ever the need occurs.

One bottle of water can save a life!

Items Needed:

- 300k-400K Bottles of Water (8oz - 20 oz. bottles only, please)
- Hats or Bandanas (New or slightly used)
- Lip Balm, Sunscreen or Sun Block (New only)
- Cash Donations to help purchase any items not donated

Water Drive Information

The Salvation Army, in partnership with Arizona's Family 3TV, will be hosting The **8th Annual Bottled Water Drive** to collect the items needed.

When: June 7, June 14 and June 21 2014, **Times:** TBD

Where: TBD

What: Please come by and drop off your donations of water or any other requested item.

Can My Company get Involved?

Host a bottled water drive at your workplace or in your community. Join us as a volunteer with the hydration stations that will be deployed throughout the summer. Become a sponsor for the event.



Contact Information:

Abby Rolfs 602.267.4170

Abby.Rolfs@usw.salvationarmy.org